

3G Water Supply Corporation
Notice of Meeting of Board of Directors

NOTICE IS HEREBY GIVEN that a meeting of the Board of Directors of 3G Water Supply Corporation will be held **Monday March 11, 2024**, commencing at **6 pm**, at its regular meeting place in the office at the water plant for **3G Water Supply Corporation, 504 Willow St, Buchanan Dam, Texas 78609**.

MEETING AGENDA

1. Approve Last Meeting Minutes
2. Financial Reports – Collins King
 - Balance Sheet
 - Income & Expense Report
 - Invoice / Payment Review/Approval
3. PGMS Operations Report - PGMS
 - Water Operations Report, Leaks, System Report, Account Summary
 - PGMS Significant Events
 - Directors Report
 - Usage by Route
 - Leaks & Flush Log
 - Well Levels – Drought Stage Review

Old Business:

1. Fiscal year 2025 Budget Proposal – Collins King
2. 2024-Fiscal Year Audit - Approve Quote
3. Capital Improvement Progress - Review
 - Geola Transmission Line – Engineering Status
 - Turner Control Module Upgrade Status
 - Winterizing Wells
 - Remote control for wells
 - Meter Inventory/Replacements Status
 - Valve Project Status
4. Membership notification preferences – Status

New Business:

Public Comment:

Adjourn

At any time during the meeting, the Board of Directors may adjourn into closed, executive session with respect to one or more of the items listed above, in compliance with the applicable provisions of the Texas Open Meetings Act, Tex. Gov't Code Ann. ch. 551, subch. D, as amended (Sec. 551.071, consultation with attorney; Sec. 551.072, deliberation about real property; Sec. 551.073, deliberations about gifts and donations; Sec. 551.074, personnel matters; Sec. 551.076, deliberations about security devices; Sec. 551.086, economic development); and as otherwise authorized under the Open Meetings Act.

Nancy Stanford, 3G BOD President

POSTED Online at 3GWaterSupply.com and at the office at 504 Willow St., Buchanan Dam, TX 78609

3G Annual Meeting February 19, 2024

BOD Present: Nancy Stanford, Collins King, Jack Evans, Jay Andruk, Cody Jansa, Richard Fortner, Mark Richardson

PGMS: Timothy Young

Meeting called to order at 7:00 P.M. by Nancy Stanford.

Mark Richardson agreed to take notes.

Richard Fortner was welcomed as a new member from Greenwood Acres.

Approval of Minutes from January Meeting

A motion was made by Collins King and seconded by Jay Andruk. All approved the January meeting minutes.

Old Business

Financial Report by Collins King

- Report covered FY2023 and January 24, 2024
- Discussion around the Net Income number of \$102,951.25. It was noted that cash is approximately \$40,000 lower due to the Golden Beach line replacement.
- Nancy asked about the Customer Refund of \$70.35. Tim Young explained that the customer had overpaid previously and carried a balance. They sold their home so the balance was returned.
- Motion was made by Cody Jansa to approve the financial reports. Jay Andruk seconded the motion. All approved.

PGMS Operations Report by Timothy Young

- The repair on Lake Loop in Greenwood Acres didn't hold. PGMS returning to try again.
- The leak at Jack Evan's house in Golden Beach was reported again.
- Five total leaks were repaired last month.
- Discussions continue on the Geola line crossing around type of material and issues with TCEQ. TCEQ has denied the exception request due to an engineer has not approved the plans. We will need an engineer to approve the plans before TCEQ will reconsider. We can use double walled pipe at a greater expense to avoid TCEQ having to approve.
 - We have information, but no quote, from 4L on the added costs of using double walled pipe. See pg. 35 of the information packet.
 - Southwest Engineers will provide an estimate for reviewing and approving the engineering plans in order to get the TCEQ exception request.
 - Currently the Geola line is 2". Discussion ensued around using a 4" line encased in a 10" line and the associated cost increase.

- Getting the exception from TCEQ will likely be the more cost effective of the options.
- TCEQ approved the Emergency Preparedness Plan
- Discussion on Audit progress
 - The proposal from Ludwick, Montgomery & Stapp (LM&S) was discussed.
 - We are waiting on a proposal from Ashley Associates.
 - Mark Richardson expressed some concern over the potential appearance of a conflict of interest with LM&S since PGMS provided the contact and several other of their customers use them.
 - Nettendorfer (sp?) will not submit a bid. They are not accepting new customers.
 - Nancy Stanford expressed a desire to just move forward with them without any other bids.
 - Mark Richardson and Collins King will call or visit with LM&S to learn more about their business and process for conducting the audit prior to the next meeting.
 - If there is no further information by the March meeting then we will vote to approve the LM&S approval one way or the other.
- PGMS should have an insurance application ready to sign by the next meeting.
- The wells are in good shape. Readings from 11/16/23 and 2/9/24 were discussed.
- PGMS is supposed to be taking monthly readings in order to provide information concerning the appropriate drought stage. Tim Young wasn't aware of where (or if) the measurements are but will see to it that they happen and are reported.
- Discussion on appropriate drought stage. All decided to leave it at Stage 1.
- Parts inventory discussion:
 - An inventory report as of 2/07/24 may be found on pg. 56 of the information packet
 - Jay Andruk asked why we are not receiving quarterly inventory reports.
 - PGMS does not centrally hold parts. All parts are left with the water system and do not borrow/share between their water system customers.
 - PGMS wants to maintain a repair parts inventory that is continually tracked. Several asked why that is not already being done.
 - Tim Young is working on a list of spares that are needed. Mark Richardson asked why they are building a list now and suggested they should know what that list looks like for a system of our size after 25 years of operation.
 - Collins King asked why we are sitting on 21 spare meters given the replacement cycle that is supposed to be in effect. Many meters do not work and neighbors are essentially receiving water and only paying the minimum. The additional revenue from working meters may pay for themselves. Jay Andruk suggested that perhaps PGMS has been too busy with repairs to do replacements. Discussion followed concerning getting more PGMS staff on site to perform these tasks.
 - 52 meters have a 0 reading underscoring the need to keep the replacement cycle progressing.

- Don Rauschuber is back at work but is still dealing with personal issues that have caused the delay. The CT study should be completed soon. A more specific date was not provided.
- Jay Andruk made a motion to approve the Ops Report. Collins King seconded the motion. All approved.

3G WSC Bylaws Discussion

- The annual meeting will be at 6:00 P.M. (a change from 7:00 P.M.) on the third week of February.
- There were other small grammatical edits.
- Jay Andruk made a motion to approve the bylaws. Cody Jansa seconded the motion. All approved.

Turner Control Module Update

- The panel is complete and ready for pickup.
- PGMS will get it as soon as they can.

Well Remote Control Update

- There is no current method to turn wells on/off or communicate with them remotely. The lines are old and have been compromised.
- PGMS is investigating the potential and cost for line-of-sight radios for remote control. This technology is estimated at \$10,000 - \$12,000.

Non Functioning Valves Research and Identification

- No update and no progress

New Business

- **2025 Budget**
 - Budget is in draft form but not in meeting materials
 - Income from water sales last year was \$17,000 less than the budget
 - Expenses were lower last year than budgeted.
 - 2024 Income budget will be increased by \$25,000 to account for the rate increase.
 - 2024 Expense budget will be increased to cover rising costs with PGMS including the annual CPI increase
 - There are \$182,000 budgeted for capital improvements
 - Professional fees and insurance are increasing which will further drive a higher expense budget
 - Collins King will make changes to the draft and have it ready for a vote at the March meeting.

- **Director Elections**
 - Nancy Sanford, Cody Jansa and Jay Andruk's terms have expired.
 - Greenwood Acres Membership Votes
 - Nancy Stanford received 12 votes
 - Cody Jansa received 11 votes
 - Richard Fortner received 11 votes to fill a vacant position
 - Golden Beach Membership Votes
 - Jay Andruk received 10 votes
 - Geola Acres
 - No voting was needed from Geola Acres. Mark Richardson and Collins King have one more year on their terms
- **Officer Elections**
 - No members stepped out to attend to any other business during this discussion and process.
 - All officers will remain the same for 2024
 - Nancy Stanford – President
 - Cody Jansa – Vice President
 - Annette Chamberlain – Secretary
 - Collins King – Treasurer
 - All the board members profusely thanked the officers for serving another term. All of you are much appreciated.
- Jack Evans made a motion to adjourn the meeting. Cody Jansa seconded the motion. All approved. The meeting was adjourned.

3G Water Supply Corporation
Balance Sheet
As of February 29, 2024

	<u>Feb 29, 24</u>
ASSETS	
Current Assets	
Checking/Savings	
Lone Star Capital 6443	73,110.62
Prosperity 3069 ICS	109,365.44
Prosperity Bank Ck 3390	9,775.10
Prosperity Money Market 3069	250,594.26
	<u>442,845.42</u>
Total Checking/Savings	442,845.42
Total Current Assets	442,845.42
Fixed Assets	
Geola Line Replacement	7,498.80
Golden Beach Line Extension	142,275.40
Land	40,000.00
Property & Equipment	
Accumulated Depreciation	-309,037.00
Electrical Upgrade Project	40,548.00
System Improvements	128,974.48
Property & Equipment - Other	260,228.05
	<u>120,713.53</u>
Total Property & Equipment	120,713.53
Total Fixed Assets	310,487.73
TOTAL ASSETS	<u><u>753,333.15</u></u>
LIABILITIES & EQUITY	
Liabilities	
Current Liabilities	
Other Current Liabilities	
Membership Fee Deposits	91,570.00
Renter's Deposits	1,250.60
	<u>92,820.60</u>
Total Other Current Liabilities	92,820.60
Total Current Liabilities	92,820.60
Total Liabilities	92,820.60
Equity	
Retained Earnings	659,707.27
Net Income	805.28
	<u>660,512.55</u>
Total Equity	660,512.55

11:39 AM
03/06/24
Cash Basis

3G Water Supply Corporation
Balance Sheet
As of February 29, 2024

	Feb 29, 24
TOTAL LIABILITIES & EQUITY	<u>753,333.15</u>

11:39 AM
03/06/24
Cash Basis

3G Water Supply Corporation
Income and Expense
February 2024

	Feb 24	Feb 24
Income		
5% Late Charge	220.98	220.98
Careflight	218.00	218.00
Connect Fees	150.00	150.00
Interest Income	854.56	854.56
Water Sales	17,769.86	17,769.86
Total Income	19,213.40	19,213.40
Gross Profit	19,213.40	19,213.40
Expense		
Administrative Expenses		
Bank Fees	17.20	17.20
Billing & Office Supplies	157.08	157.08
Careflight Customers	236.00	236.00
Internet	42.48	42.48
Membership Refunds	70.00	70.00
Office Administration	2,140.27	2,140.27
Postage	383.42	383.42
Reimbursed Expenses	5.38	5.38
Reproduction & facsimile	335.52	335.52
Total Administrative Expens...	3,387.35	3,387.35
Professional Fees		
Special Projects	243.91	243.91
Total Professional Fees	243.91	243.91
Regulatory Fees		
Regulatory - TCEQ	1,313.09	1,313.09
Total Regulatory Fees	1,313.09	1,313.09
System Expenses		
Chemicals	130.00	130.00
Communications	267.00	267.00
Electricity	482.70	482.70
Grounds Maintenance	400.00	400.00
Laboratory	377.80	377.80
Maintenance	4,001.47	4,001.47
Parts & Supplies	1,330.44	1,330.44
Replacement & Repair	566.93	566.93
Routine Operations	5,907.43	5,907.43

11:39 AM
03/06/24
Cash Basis

3G Water Supply Corporation
Income and Expense
February 2024

	<u>Feb 24</u>	<u>Feb 24</u>
Total System Expenses	<u>13,463.77</u>	<u>13,463.77</u>
Total Expense	<u>18,408.12</u>	<u>18,408.12</u>
Net Income	<u>805.28</u>	<u>805.28</u>




635 Phil Gramm Blvd., Bryan TX 77807
 P: (979)778-3707, F: (979)778-3193
 email: accounting@aquatechlabs.com

MAR 01 2024

Invoice

Invoice Number: 69466
 Invoice Date: 2/29/2024

Bill To:	Comments:
PGMS INC. 26550 RR 12 Ste. #1 Dripping Springs, TX 78620	January 2024 Analysis 

Customer ID	Customer PO	Payment Terms	Due Date	Discount
PGMS-INC.	*	NET 30 Days	3/30/2024	

Quantity	Item ID & Matrix	Description (see key below)	Unit Price	Amount
4	A Total Coliform DW	Total Coliform SM 9223 [NEL]-3 G Water Supply Corp	26.00	104.00
0	A E. Coli by MPN ...	E. Coli by MPN SM 9223B [NEL]-3 G Water Supply Corp	50.25	0.00

Location: A-Austin Laboratory Parameter (all others through Bryan Laboratory)
 Matrix Codes: NP-Non Potable Water, DW-Drinking Water, SL-Solid
 NEL-NELAC Accredited, SUB-Subcontracted, INF-Informational (not certified)
 DWP-Accredited through the TCEQ DW Commercial Lab Approval Program
 ANR-Accreditation Not Required

Total Invoice Amount	\$104.00
Payments/Credits Applied	\$0.00
TOTAL	\$104.00

Empty sample containers, which may contain site references, will be bagged and disposed via municipal waste collection.

Go paperless! If you prefer to have your invoices e-mailed, please send a request to accounting@aquatechlabs.com and we will make the change for you.
 Thank you for your business!

2/29/2024
 3:20:25PM
 3GWSC

Billing Register Summary

Water	\$21,182.06	Total Current Charges	\$21,525.02	Total Usage	562,270
Late Charge	\$176.52	Past Due	\$1,641.22	313 Accounts Listed	
Reconnect Fee	\$150.00	Prepay/Overpay	(\$7,295.93)		
Adjustments	(\$219.56)	Total Receivables	\$15,870.31		
Tap fee					
CareFlite	\$236.00				

Membership fee
 Payment Plan
 Professional General Management

Qualified By: All Customers

ENTERED
 3/6/24



Central Texas Electric Co-op

P.O. Box 553 - Fredericksburg, Texas 78624-0553

Fredericksburg (830) 997-2126 www.ctec.coop
Toll-Free (800) 900-CTEC (2832)
Pay By Phone Anytime Toll Free (855) 939-3623

12668 1 AB 0.547
3-G WATER SUPPLY CORP
26550 RANCH ROAD 12 UNIT 1
DRIPPING SPRINGS TX 78620-4973

5 12668
C-37

Master Account	Billing Date
9587700	02/28/2024
Total Due On or Before 03/20/2024	
\$398.74	
Bank Draft on 03/18/2024	

"AUTOMATED PAY BY PHONE" Call toll free anytime
1-855-939-3623.

CTEC accepts payment by a residential type Mastercard,
Visa or Discover credit/debit card.

Find energy savings tips or perform your own home
energy audit. Visit www.ctec.coop and click on the
Energy Efficiency tab.



ENTERED
3/6/24

MAR 04 2024

Account No. 9587700	Power Cost Pass-Thru	3855 kWh @ 0.0410	158.06
Service: Electric - Commercial	Transmission Cost Pass-Thru	3855 kWh @ 0.0160	61.68
Service Point: WELL/BUSINESS	Distribution Energy Charge	3855 kWh @ 0.0262	101.00
Service Dates: 01/30/2024 to 02/28/2024	Distribution Access Charge		39.00
Meter No: 1600307	Account Total		359.74
Current Reading X 1			
135397			
Previous Reading			
131542			
Total kWh Usage			
3855			
kWh Used Last Year			
4697			

Account No. 9571101	Distribution Access Charge		39.00
Service: Electric - Commercial	Account Total		39.00
Service Point: WATER PUMP			
Service Dates: 01/30/2024 to 02/28/2024			
Meter No. 2006225	X 1		
Current Reading	998		
Previous Reading	998		
Total kWh Usage	0		
kWh Used Last Year	0		

Return this Portion of Bill with Payment - Do Not Fold or Staple Items - Do Not Send Cash

3-G WATER SUPPLY CORP	Master Account	Invoice No.	Cycle	Page	Total Due On or Before 03/20/2024	\$398.74
	9587700	301	2	1 of 2		
Bank Draft on 03/18/2024						

Visit www.ctec.coop to sign up for Smarthub. Pay your bill and view your usage. Go Paperless!

Operation Round-Up is "Neighbors Helping Neighbors." Call any CTEC office to sign up.

Show Address Changes Below

CENTRAL TEXAS ELECTRIC CO-OP
PO BOX 473
FREDERICKSBURG TX 78624-0473



DSHS CENTRAL LAB MC2004
P O BOX 149347

AUSTIN, TX 78714-9347

MAR 07 2024

THREE G WATER COOP (022024)
26550 RANCH ROAD 12 UNIT 1
DRIPPING SPRINGS, TX 78620-4973

ENTERED
3/7/24

Account # CEN.CD2555_022024 PWS ID#1500006 Date: 03/01/2024 Page:

This is your statement for 2024

DESCRIPTION	Amount
-------------	--------

Charges this period ----->	207.00
Total Balance Due ----->	207.00

Account# CEN.CD2555_022024

Please make checks payable to : DSHS CENTRAL LAB MC2004
and include this statement with payment

Mail to : DSHS CENTRAL LAB MC2004
P O BOX 149347
AUSTIN, TX 78714-9347

Please feel free to contact DSHS CENTRAL LAB MC2004 billing department @ 512-776-7317 if you have been billed in error or if you have any questions concerning your statement. Thank you!

DATE	CPT#	TICKET	UNIT	LIST	OPEN	DESCRIPTION OF TEST
TCEQ ID:2445105/ID#						
01/29/24	EZZ00	EZZ0088A	1	113.00	113.00	HALOACETIC ACIDS, DW, EPA 552.2
01/29/24	EZZ00	EZZ0084A	1	94.00	94.00	TRICHALOMETHANES, DW, EPA 524.2
TOTAL					207.00	

FERGUSON® WATERWORKS

FERGUSON WATERWORKS #1106
4427 FACTORY HILL DRIVE
SAN ANTONIO, TX 78219-2704

Please contact with Questions: 210-333-2410

INVOICE NUMBER	TOTAL DUE	CUSTOMER	PAGE
1273801	\$251.29	55961	1 of 1

**PLEASE REFER TO INVOICE NUMBER WHEN
MAKING PAYMENT AND REMIT TO:**

FERGUSON WATERWORKS #1106
P O BOX 847411
DALLAS, TX 75284-7411

MASTER ACCOUNT NUMBER: 276781

SHIP TO:

PROFESSIONAL GEN MGMT SVCS INC
26550 RANCH RD 12 SUITE 1
DRIPPING SPRINGS, TX 78620

FEB 29 2024

ENTERED
3/6/24

SHIP WHSE.	SELL WHSE.	TAX CODE	CUSTOMER ORDER NUMBER	SALESMAN	JOB NAME	INVOICE DATE	BATCH
1254	1254	TX1254	JOEY	RLS	COLLAR CLAMPS	02/28/24	IO 80843
ORDERED	SHIPPED	ITEM NUMBER	DESCRIPTION		UNIT PRICE	UM	AMOUNT
3	3	P314016SCH40	THANK YOU FOR YOUR BUSINESS ! 1X6 COLL LEAK CLMP S40 1.32 3140010060HA		77.380	EA	232.14
			INVOICE SUB-TOTAL				232.14
			TAX		Branch 1254		19.15
<p>*****</p> <p>LEAD LAW WARNING: IT IS ILLEGAL TO INSTALL PRODUCTS THAT ARE NOT "LEAD FREE" IN ACCORDANCE WITH US FEDERAL OR OTHER APPLICABLE LAW IN POTABLE WATER SYSTEMS ANTICIPATED FOR HUMAN CONSUMPTION PRODUCTS WITH *NP IN THE DESCRIPTION ARE NOT LEAD FREE AND CAN ONLY BE INSTALLED IN NON-POTABLE APPLICATIONS. BUYER IS SOLELY RESPONSIBLE FOR PRODUCT SELECTION.</p>							

Looking for a more convenient way to pay your bill?

Log in to [Ferguson.com](https://www.ferguson.com) and request access to Online Bill Pay.



TERMS: NET 10TH PROX	ORIGINAL INVOICE	TOTAL DUE	\$251.29
----------------------	------------------	-----------	----------

All past due amounts are subject to a service charge of 1.5% per month, or the maximum allowed by law, if lower. If Buyer fails to pay within terms, then in addition to other remedies, Buyer agrees to pay Seller all costs of collection, including reasonable attorney fees. Complete terms and conditions are available upon request or at <https://www.ferguson.com/content/website-info/terms-of-sale>, incorporated by reference. Seller may convert checks to ACH.

TEXAS SALES AND USE TAX EXEMPTION CERTIFICATION

Name of purchaser, firm or agency Professional General Management Services, Inc. / 3G WSC	
Address (Street & number, P.O. Box or Route number) 26550 Ranch Road 12, Ste 1	Phone (Area code and number) 512-894-3322
City, State, ZIP code	

I, the purchaser named above, claim an exemption from payment of sales and use taxes (for the purchase of taxable items described below or on the attached order or invoice) from:

Seller: Ferguson

Street address: P.O. Box 847411 City, State, ZIP code: Dallas, TX 75284-7411

Description of items to be purchased or on the attached order or invoice:

Parts and supplies as needed for the operation of 3G Water Supply Corporation water plant

Purchaser claims this exemption for the following reason:

3G Water Supply Corporation is certified as a Regional Water Service Provider and is eligible for the Texas Sales tax exemption.

I understand that I will be liable for payment of all state and local sales or use taxes which may become due for failure to comply with the provisions of the Tax Code and/or all applicable law.

I understand that it is a criminal offense to give an exemption certificate to the seller for taxable items that I know, at the time of purchase, will be used in a manner other than that expressed in this certificate, and depending on the amount of tax evaded, the offense may range from a Class C misdemeanor to a felony of the second degree.

Purchaser sign here 	Title <p style="text-align: center;">Controller</p>	Date <p style="text-align: center;">1/16/24</p>
--	---	---

NOTE: This certificate cannot be issued for the purchase, lease, or rental of a motor vehicle.

THIS CERTIFICATE DOES NOT REQUIRE A NUMBER TO BE VALID.

Sales and Use Tax "Exemption Numbers" or "Tax Exempt" Numbers do not exist.

This certificate should be furnished to the supplier. Do not send the completed certificate to the Comptroller of Public Accounts.



FRONTIER

Important Information

Avoid account suspension by paying your past-due balance immediately. Log in to frontier.com or use the MyFrontier app for latest balances and due dates.

FEB 26 2024

Your Monthly Invoice

Account Summary

New Charges Due Date	3/11/24
Billing Date	2/16/24
Account Number	325-379-3682-013085-5
PIN	8237
Previous Balance	504.49
Payments Received Thru 1/18/24	-237.49
Thank you for your payment!	
Balance Forward	267.00 ^{PD}
New Charges	248.19
Total Amount Due	\$515.19



ENTERED 3/6/24

ANYTIME, ANYWHERE SUPPORT

Our new MyFrontier® app makes it easy to manage your account, make a payment, track your orders and get support on the go.

frontier.com/resources/myfrontier-mobile-app

WAYS TO PAY YOUR BILL



frontier.com/signupforautopay



800-801-6652



Get it on Google Play



Download on the App Store

MyFrontier® app



P.O. Box 211579 Eagan, MN 55121-2879

6790 0007 NO RP 16 02162024 NNNNNNYN 01 001911 0006

3 G'S WATER SUPPLY CORP 26550 RANCH ROAD 12 UNIT 1 DRIPPING SPRINGS TX 78620-4973



PAYMENT STUB

Total Amount Due	\$515.19
New Charges Due Date	3/11/24
Account Number	325-379-3682-013085-5
Amount Enclosed	\$

Mail Payment To:

FRONTIER PO BOX 740407 CINCINNATI, OH 45274-0407



33105732537936820130&500000267000000515195



Date of Bill
Account Number

2/16/24
325-379-3682-013085-5

CURRENT BILLING SUMMARY

Local Service from 02/16/24 to 03/15/24

Qty Description	325/379-3682.0	Charge
Basic Charges		
2 OneVoice Nationwide		79.98
2 OneVoice Access Line		
2 OneVoice Long Distance Intra		
2 Multi-Line Federal Subscriber Line Charge		18.40
Carrier Cost Recovery Surcharge		13.99
Private Line Service		10.40
2 Access Recovery Charge Multi-Line Business		6.00
Frontier Roadwork Recovery Surcharge		2.75
Other Charges-Detailed Below		14.00
TX State Universal Service Fund Surcharge		9.98
TX State Tel Sales Tax		9.88
Federal USF Recovery Charge		8.44
FCA Long Distance - Federal USF Surcharge		8.30
2 Llano County 911 Surcharge		1.00
Federal Excise Tax		.83
2 TX State 911 Equalization Surcharge		.12
Total Basic Charges		184.07
Non Basic Charges		
2 Federal Primary Carrier Multi Line Charge		29.98
Frontier Secure Premium Technical Support Pro		10.00
Secure Pro		9.99
FCA Long Distance - Federal USF Surcharge		10.38
TX State Tel Sales Tax		2.52
TX State Sales Tax		1.25
Total Non Basic Charges		64.12
TOTAL	248.19	

CUSTOMER TALK

If your bill reflects that you owe a Balance Forward, you must make a payment immediately in order to avoid collection activities. You must pay a minimum of \$171.87 by your due date to avoid disconnection of your local service. All other charges should be paid by your due date to keep your account current.

Important promotional pricing information...

The term service plan to which you subscribe includes an early termination fee if you cancel or change services before your term expires. Refer to the Monthly Service Charges section of this bill for applicable term dates. Questions? Please contact Frontier or visit frontier.com/terms or frontier.com/tariffs for other important service Terms, Conditions, and Policies.

**** ACCOUNT ACTIVITY ****

Qty Description	Order Number	Effective Dates	
1 Late Payment Fee		2/16	14.00
325/379-3682		Subtotal	14.00
Subtotal			14.00

Detail of Frontier Com of America Charges

Toll charged to 325/379-3682

Legend Call Types:

- DD - Day
- DN - Night

Caller Summary Report

	Calls	Minutes	Amount
Main Number	24	44	.00
***Customer Summary	24	44	.00

Caller Summary Report

	Calls	Minutes	Amount
Intrastate	24	44	.00
***Customer Summary	24	44	.00

Professional General Management Services, Inc.
 26550 Ranch Road 12, Ste. 1
 Dripping Springs, Texas 78620

Invoice	
Date	Invoice #
3/4/2024	073-118

Bill To:

3G Water Supply Corporation
 504 Willow Street
 Buchanan Dam, Texas 78609

ENTERED
 3/6/24

Terms

Net 15

Work Order	Qty	Item Code	Description	Price Each	Amount
February 2024 Services	1	Routine Water Operations	Routine water Operations & Meter Reading	5,907.43	5,907.43
	1	BAC T Sample(s)	Routine	42.70	42.70
	3	BAC T Sample(s)	Special	42.70	128.10
		Office Administration	Basic Office Administration	2,140.27	2,140.27
	256	Billing Supplies	Billing Supplies	0.68	174.08
		Postage cost	Postage + 15% Markup	212.48	212.48
	603	Reproduction & facsimile	Meeting Materials and Administration	0.29	174.87
	3	Special Project-Clerical	Bill Inserts: Annual Meeting Announcement (2/1/24)	40.55	121.65
	375	Reproduction & facsimile	375 Inserts to 125 Greenwood Acres Customers (2/1/24)	0.29	108.75
	1	Special Project-Clerical	Bill Insert: Annual Meeting Announcement (2/1/24)	40.55	40.55
	70	Reproduction & facsimile	70 Inserts for 35 Geola Customers (2/1/24)	0.29	20.30
	6	Special Project-Clerical	2 People - Bill Insert: Annual Meeting Announcement (2/1/24)	40.55	243.30
	240	Reproduction & facsimile	240 Inserts for 80 Golden Beach Customers (2/1/24)	0.29	69.60
	2	Special Project-Clerical	Bill insert: Surface Water Monitoring memo (2/29/24)	40.55	81.10
	256	Reproduction & facsimile	256 Inserts for 256 Customers (2/29/24)	0.29	74.24
	3	Special Projects	Complete TWDB 2023 Water Use Survey (2/23/24)	94.76	284.28
			Non - Routine Services		
W.O. 02-2024-001	1	Operator	Leak investigation @ 7920 RR 261 (2/7/24)	56.78	56.78
	1	Service Truck		24.21	24.21
W.O. 02-2024-002	1	Operator	Leak repair @ 107 N. Ridgview (2/8/24)	56.78	56.78

I thank you for allowing PGMS to perform your water utility needs!

Total

Balance Due

Phone #	Fax #	E-Mail	Web Site
(512) 894-3322		gina@pgms.net	http://www.pgms.net

Professional General Management Services, Inc.
 26550 Ranch Road 12, Ste. 1
 Dripping Springs, Texas 78620

Invoice	
Date	Invoice #
3/4/2024	073-118

Bill To:
 3G Water Supply Corporation
 504 Willow Street
 Buchanan Dam, Texas 78609

Terms
 Net 15

Work Order	Qty	Item Code	Description	Price Each	Amount
W.O. 02-2024-003	3	Skilled Labor		40.55	121.65
	2	Excavator		91.25	182.50
	4	Service Truck	2 Trucks	24.21	96.84
	1	Operator	Leak repair @ Geola Lake Line (2/8/24)	56.78	56.78
W.O. 02-2024-004	3	Skilled Labor		40.55	121.65
	2	Excavator		91.25	182.50
	4	Service Truck	2 Trucks	24.21	96.84
	1	Operator	Leak repair @ 193 S. Summit (2/8/24)	56.78	56.78
W.O. 02-2024-005	3	Skilled Labor		40.55	121.65
	2	Excavator		91.25	182.50
	4	Service Truck	2 Trucks	24.21	96.84
	1	Operator	Leak repair @ 125 S. Summit (2/8/24)	56.78	56.78
W.O. 02-2024-006	3	Skilled Labor		40.55	121.65
	2	Excavator		91.25	182.50
	4	Service Truck	2 Trucks	24.21	96.84
	1.5	Operator	CL2 investigation @ 650 Panorama Dr. (2/13/24)	56.78	85.17
W.O. 02-2024-007	1.5	Service Truck		24.21	36.32
W.O. 02-2024-007	1	Meter Change-out	308 Blue Sky Way GB (2/22/24)	56.90	56.90
W.O. 02-2024-008	1	Meter Change-out	312 Blue Sky Way (2/22/24)	56.90	56.90
W.O. 02-2024-009	1	Service turn-off	316 Blue Sky Way (2/26/24)	38.05	38.05
W.O.02-2024-010	1	Service turn-off	128 Geola (2/27/24)	38.05	38.05
W.O. 02-2024-011	1	Service turn-off	127 S. Summit Trl. (2/27/24)	38.05	38.05
W.O. 02-2024-012	1	Service turn-on	128 Geola (2/28/24)	38.05	38.05
W.O. 02-2024-013	2	Re-read meter	304 Blue Sky/ 342 Golden Beach (2/29/24) NC	0.00	0.00
W.O. 02-2024-014	1	Operator	Leak repair @ 211 Lake Loop (2/8/24 & 2/29/24)	56.78	56.78
	3	Skilled Labor		40.55	121.65
	2	Excavator		91.25	182.50

I thank you for allowing PGMS to perform your water utility needs!

Total

Balance Due

Phone #	Fax #	E-Mail	Web Site
(512) 894-3322		gina@pgms.net	http://www.pgms.net

Professional General Management Services, Inc.
 26550 Ranch Road 12, Ste. 1
 Dripping Springs, Texas 78620

Invoice

Date	Invoice #
3/4/2024	073-118

Bill To:

3G Water Supply Corporation
 504 Willow Street
 Buchanan Dam, Texas 78609

Terms

Net 15

Work Order	Qty	Item Code	Description	Price Each	Amount
	4	Service Truck		24.21	96.84
		Reimbursed Expenses	Home Depot receipt paid by CC + 15% markup	107.47	107.47

Thank you for allowing PGMS to perform your water utility needs!

Total \$12,688.50

Balance Due \$12,688.50

Phone #	Fax #
(512) 894-3322	

E-Mail
gina@pgms.net

Web Site
http://www.pgms.net



How doers
get more done.

260 EAST HIGHWAY 290
DRIPPING SPRINGS, TX 78620 512-858-5041

8995 00062 26773 02/05/24 11:56 AM
SALE SELF CHECKOUT

04687856873 ML MENDER <A>
ORBIT ZINC MALE HOSE MENDER 5.98
662909026019 CONE <A>
28" PVC FLOW CONE
3@28.78


86.34 + TAX 93.44

SUBTOTAL 92.32
SALES TAX 7.62
TOTAL \$99.94

XXXXXXXXXXXX3834 VISA
AUTH CODE 115075/1620443 USD\$ 99.94
Chip Read TA
AID A0000000031010 VISA CREDIT

P.O.#/JOB NAME: 3G

8995 02/05/24 11:56 AM



8995 62 26773 02/05/2024 5121
RETURN POLICY DEFINITIONS
POLICY ID DAYS POLICY EXPIRES ON
A 1 90 05/05/2024

DID WE NAIL IT?

Take a short survey for a chance to win
A \$5,000 HOME DEPOT GIFT CARD

Opine en español

www.homedepot.com/survey

User ID: H89 62830 53897
PASSWORD: 24105 53835

Entries must be completed within 14 days
of purchase. Entrants must be 18 or
older to enter. See complete rules on
website. No purchase necessary.

COPY

20

ZEECON WIRELESS INTERNET
 904 MAIN ST
 MARBLE FALLS, TX 78654



MAR 01 2024

Invoice

3G WATER
 3G WATER SUPPLY
 504 WILLOW STEET
 BUCHANAN DAM, TX 78609

ENTERED
 3/6/24

Previous Payment Details		
Amount	Date Received	Balance Forward
\$42.48	Feb 22, 2024	\$0.00

Contact Us: Web: zeecon.com Phone: (830) 798-9388 Email: billing@zeecon.com

USERNAME	CUSTOMER ID	INVOICE DATE	INVOICE #	DUE DATE
jzubkus	2005995	03/01/2024	63695	03/25/2024
Description	Quantity	Rate	Amount	
5Mbps Internet Service (Mar 01, 2024 - Mar 31, 2024)	1	\$57.48	\$57.48	
Community Service Discount (Recurring)	1	-\$15.00	-\$15.00	
Thank You!	New charges:		\$42.48	
	Taxes:		\$0.00	
	Total for this invoice:		\$42.48	
	Balance forward:		\$0.00	
	Total Due:		\$42.48	

Please make checks payable to Zeecon Wireless Internet. Detach and include this with your payment.

Check this box if your address has changed and write your new address on the space below.

DO NOT PAY
 Your account is setup for autopay on the 5th day of the month.

Account Summary (ID: 2005995)	
Username:	jzubkus
Invoice No.:	63695
Invoice Date:	Mar 01, 2024
Due Date:	Mar 25, 2024
Total Balance:	\$42.48
Amount Enclosed:	Automatically Billed

Addressee

Remit To

3g Water
 3G Water Supply
 504 Willow Steet
 Buchanan Dam, TX 78609

Zeecon Wireless Internet
 904 Main St
 Marble Falls, TX 78654


Professional General Management Services, Inc.

Water Utility Management, Project Management
Planning, Training, Consulting

26550 Ranch Road 12, Suite 1 * Dripping Springs, Texas 78620 * (512) 894-3322 * fax (512) 858-1414

Memorandum

To: Nancy Stanford, President
Governing Board of Directors
3G Water Supply Corporation

From: Patric C. King, General Management 

Subj: System Operations and Management Report

Date: March 11, 2024

Dear President Stanford, et al.

Professional General Management Services, Inc. (PGMS, Inc.) is pleased to provide the following information relating to water system management for the period ending February 2024.

I. Water Operations Report:

A. Water Accountability/Pumping Report.

Period Ending	Gallons Pumped (+)	Gallons Sold (-)	Gallons Flushed/Leaks (-)	Gallons Accounted For	Net Water Loss
Jan. 2024	1,021,500	605,330	291,786	897,116	124,384 /12.18%
Feb. 2024	823,600	562,270	203,800	766,070	57,530 /6.99%
Mar. 2023	931,300	752,130	41,325	739,455	127,845 /14.80%
April 2023	1,019,000	800,000	34,230	834,230	185,670 /18.21%
May 2023	916,900	675,550	96,400	771,950	145,950 /15.81%
June 2023	1,343,200	1,092,150	58,736	1,130,886	212,314 /15.81%
July 2023	1,459,800	1,398,090	85,339	1,483,429	-23,629 /-1.62%
Aug. 2023	2,018,680	1,536,440	87,462	1,623,902	394,778 /19.56%
Sept. 2023	1,528,700	1,065,640	234,870	1,300,510	228,190 /14.93%
Oct. 2023	1,081,300	712,490	203,127	915,617	165,683 (15.32%)
Nov. 2023	930,600	730,940	163,919	894,859	35,743 (3.84%)
Dec. 2023	911,300	633,740	218,224	851,964	78,636 (6.51%)

(Gallons Pumped) - (Gallons sold) - (Estimated Gallons flushed)
= (Net Water Loss) / Gallons pumped = Percentage water loss

(For frame of reference, a 5-gallon per minute leak over a 24-hour period totals 7,200 gallons/day, or 216,000/month.)

B. Water Leak & Repair Report.

- An itemized list of water loss from leaks and flushing is attached to this report. Total estimated gallons lost (leaks / flushing) but accounted for this period **203,800 gallons.** (Please see leak and flushing Report Attached).

C. System Report:

- Monthly Bacteriological Testing.

The routine monthly bacteriological sample (1 ea.) and (3 ea.) additional special bacteriological samples were taken from the new Golden Beach lake line were submitted for testing this period resulting in no coliform organisms found.

II. Systems Accounts. Water Customer Account Summary. Below recaps dollars (\$\$) billed.

		Current Period (February2024)	# Of Accts		Previous Period (January 2024)	# Of Accts.
1.	Active Connections	273			274	
2.	Water Billed (\$)	21,182.06	273		18,641.90	274
3.	Renters Deposit					
4.	CSI Fee					
5.	Late fees assessed	176.52	29		170.78	31
6.	Connect/Reconnect fees					
7.	Adjustments (See adjustments report attached)	(219.50)	3		808.16	1
8.	Tap fees paid					
9.	Payment Plan					
10.	Regulatory assessments					
11.	Membership fees					
12.	Transfer Fee					
13.	Care Flight	236.00	236		236.00	236
14.	Total current charges	\$21,525.02	274		\$18,240.52	274

III. Significant Events:

A. Lake Line Crossing – Geola.

We have reached out to 4L Utilities, LLC for a several different quotes relating to the Geola Line Replacement. (1) install a 3-inch line encased with a larger line, (2) install 3 inch HDPE piping with and without a larger casing pipe, and (3) install 4 inch HDPE piping (in the event that 3 inch is unavailable). Management anticipates having these estimated costs prior to the meeting. Southwest Engineers, Inc. is standing by in the event that we continue to need an exemption from TCEQ. *(See attached email dated March 6, 2024).*

B. Request for Proposals to have an Independent Audit performed.

Management understands that additional quotes to have a financial audit performed are being sought by members of the governing Board.

C. Quote for Insurance Renewal.

Management has reached out to AIA Insurance Agency to obtain the quote for renewing the policy. This quote is not available as of the time of this writing. We have received a Notice of Policy Conditional Renewal on March 7, 2024, depicting a list of exclusions that will become effective at renewal. *(See attached a Notice of Policy Conditional Renewal received on March 7, 2024).*

D. Status of CT-Study.

Management reached out to Jack Schultz, P.E. to complete the disinfectant Contact Time Study. Mr. Schultz has agreed to assist with this effort. Jack is a former TCEQ colleague and in that capacity, he was responsible for approving CT Study's for water systems throughout the State of Texas.

E. Status of new Control Panel.

Mr. Keith Seibert with 5S Service Company indicates he will try to be on site to install the new control and hour meters for each well panel the week of March 11, 2024. He indicates that while on site, he will obtain additional information on the well locations and proximity to the plant in order to provide a recommendation and costs for the radio controls needed to automate the wells.

F. Inventory of Stored Repair Parts

An inventory of stored repair parts was presented at the last meeting. From the discussion at the last meeting, management will provide a revised parts list on a quarterly basis. Meter changes outs are currently underway. The zero read meters as depicted in the Directors Report are being researched further to determine if these meters are working properly, as opposed to infrequent use as may be the case with weekend homes.

G. Valve Project Status.

Work has begun to determine locations for additional valving and replacement of valves that are not working. This is a work in process at this time.

H. Membership Notification Preferences.

On January 8, 2024, our office mailed out notices to each membership to find out their preferences on how to be contacted for important notifications relating to their water service. Email or phone call were the choices provided in the notices. To date, 58 notices have been returned to our office and are currently being entered into the billing database. Fourteen (14) responses requested to be contacted by phone, seventeen (17) requested to be contacted by email and twenty-seven (27) requested to be contacted by both email and by phone.

I. Air conditioner at the Pump House.

The current air conditioner in the pump house is inoperable and needs replacement. We are currently obtaining prices for a new one of like size and will recommend a new unit based on price and warranty available. The importance of air conditioning is high as this will extend the useful life of the electrical components.

Enclosures/ Email to 4L Utilities dated March 6, 2024
Notice of Policy Conditional Renewal w/ exceptions dated March 7, 2024
Systems Totals Report, Route 1, 2 & 3, February 2024
Adjustments Report, February 2024
Leak & Flushing Report, February 2024
Credit Card Usage Report, February 2024
Past Due list, current

Patrick King

From: Patrick King <pck@pgms.net>
Sent: Wednesday, March 06, 2024 2:12 PM
To: 'Jayleen Lloyd'
Cc: 'david@4lu.org'; 'Nancy Stanford'; 'timothy@pgms.net'; 'Joey Krueger'
Subject: RE: FW: 3G WSC / Geola Line Replacement.

Jayleen;

3G WSC is still considering constructing a pipe with a casing for the Geola Line Replacement. It looks like we can get by with a 3 inch water line inside of a larger casing pipe (6 inch???). Can you please estimate a costs for this work and let me know.

Also, we need a revised quote for installing a 3 inch fused HDPE. If 3 inch is unavailable, please estimate the costs of a 4 inch HDPE.

I appreciate your kind assistance.

Patrick C. King
Professional General Management Services, Inc.
26550 Ranch Road 12, Suite 1
Dripping Springs, Texas 78620
(512) 845-3230 – cell
(512) 894-3322 – office
pck@pgms.net – email
www.pgms.net - website

From: Jayleen Lloyd <jlloyd@4lu.org>
Sent: Thursday, February 08, 2024 3:57 PM
To: Patrick King <pck@pgms.net>
Cc: david@4lu.org; Nancy Stanford <stanford@4ourmail.com>; timothy@pgms.net; Joey Krueger <billyjoekrueger@hotmail.com>
Subject: Re: FW: 3G WSC / Geola Line Replacement.

Hi Patrick, I just wanted to get back with you and let you know that we are looking into the information you provided. Please confirm we are still working on 800' to be installed

A few concerns we have are of course the cost of essentially doubling the amount of pipe needed to run the line and case it, the additional machinery required to be able to pull with the amount of friction that will occur and the additional labor to provide a sufficient turn around time. These are all things that will affect the cost considerably.

We will be working over the next few days to find the best and most cost effective suppliers and provide an estimate by the end of next week if not sooner.

NATIONAL UNION FIRE INSURANCE COMPANY PA
EXECUTIVE OFFICES
1271 AVE OF THE AMERICAS FL37
NEW YORK, NY 10020-1304
NOTICE OF POLICY CONDITIONAL RENEWAL

MAR 07 2024

Named Insured & Mailing Address:

*****SINGLP
3 G WATER SUPPLY CORPORATION
26550 RANCH ROAD 12, STE 1
ATTN: PGMS
DRIPPING SPRINGS, TX 78620-4973

T1 P1 97

Producer:

GLATFELTER UNDERWRITING SERVICES, INC.
183 LEADER HEIGHTS ROAD
P.O. BOX 2726
YORK PA 17405



Policy No.: GPNUPF0012968-03
Type of Policy: Muni/Water Package
Date of Expiration: 5/14/2024; 12:01 A.M. Local Time at the mailing address of the Named Insured.

This is to advise that we are agreeable to renewing this policy subject to the following:

At renewal, your policy will contain various coverage changes, including changes to certain coverage limits, and will also contain enhancements, each as more specifically described in the attached Policyholder Notice(s). In an effort to keep you fully informed, and as required prior to your renewal, we are providing advance notice of these important changes to your insurance coverage.

Please see the attached Policyholder Notice(s) for more information about coverage and limit changes and/or enhancements.

There is no action required on your part to transition to our new designed insurance coverages. However, you may wish to discuss the changes with your insurance agent. A copy of the Policyholder Notice(s), along with the Conditional Renewal notice(s), have also been sent to your insurance agent to inform them of these coverage changes so they can answer any questions or concerns you may have.

Named Insured

3 G WATER SUPPLY CORPORATION
26550 RANCH ROAD 12, STE 1
ATTN: PGMS
DRIPPING SPRINGS, TX 78620-4973

Date Mailed:
1st day of March, 2024



ERIN FRY, AUTHORIZED REPRESENTATIVE

Important Notice to Policyholders Glatfelter Public Entities

This notice is not your policy. READ YOUR POLICY CAREFULLY to determine rights, duties, and what is and is not covered. Only the provisions of your policy determine the scope of your insurance protection.

Following is a summary of coverage differences from your expiring policy that may appear on your new policy, subject to state approval. Please read your policy carefully.

GENERAL LIABILITY COVERAGE

GGL228 Total Exclusion - Perfluoroalkyl and Polyfluoroalkyl Substances (PFAS)– General Liability Coverage Form

This new endorsement excludes losses that result from chemicals containing Perfluoroalkyl and Polyfluoroalkyl related substances and is applicable for those risks that have exposure to water related operations.

EDUCATORS LEGAL LIABILITY

GEL207 Total Exclusion - Perfluoroalkyl and Polyfluoroalkyl Substances (PFAS)– General Liability Coverage Form

This new endorsement excludes losses that result from chemicals containing Perfluoroalkyl and Polyfluoroalkyl related substances and is applicable to all risks.

MANAGEMENT LIABILITY COVERAGE

GML211 Total Exclusion - Perfluoroalkyl and Polyfluoroalkyl Substances (PFAS)– General Liability Coverage Form

This new endorsement excludes losses that result from chemicals containing Perfluoroalkyl, and Polyfluoroalkyl related substances and is applicable to all risks.

Important Notice to Policyholders Glatfelter Public Entities

This notice does not form part of your policy. No coverage is provided by this Notice, nor can it be construed to replace any provision of your policy. You should read your policy and review your Declarations page for complete information on the coverages you are provided. If there is any conflict between the Policy and this Notice, **THE PROVISIONS OF THE POLICY SHALL PREVAIL.**

Carefully read your policy, including the endorsements attached to your policy.

This notice provides information concerning endorsements which may apply to your renewal package policy being issued by us. The following is a summary of changes; it is not a complete representation of all coverages provided.

Coverage may vary by state and will be modified to meet statutory requirements.

If your policy contained any of the following endorsements or provision, it is modified as follows:

General Liability

GGL313 Amendatory Endorsement Location General Aggregate Limit –

This endorsement will be removed at renewal. This change to your policy will be a coverage reduction. Currently under GGL313, the aggregate location limit applies separately to each location owned by or rented by you. At policy renewal the General Aggregate limit for each coverage will apply on a policy basis, not a per location basis.

Excess

CXE0112 Per Location Aggregate Limit of Insurance –

This endorsement will be removed at renewal. This change to your policy will be a coverage reduction. At policy renewal, the General Aggregate limit will apply on a policy basis not on a per location basis.

Automobile -

Your Automobile policy may provide a deductible for Comprehensive and/or Collision Coverage. Please carefully review your policy with your broker for the applicable deductible(s) as they may have changed.

Important Notice to Policyholders Glatfelter Public Entities

This notice does not form part of your policy. No coverage is provided by this notice, nor can it be construed to replace any provision of your policy. You should carefully read your policy, the declarations pages, and any endorsements attached to your policy for complete information on the coverages you are provided. If there is any conflict between the policy and this notice, **THE PROVISIONS OF THE POLICY SHALL PREVAIL.**

Following is a summary of coverage differences from your expiring policy that may appear on your new policy, subject to state approval.

Premiums may increase as a result of coverage and/or product changes. Coverage may vary by state and will be modified to meet statutory requirements when necessary.

If your policy contained any of the following endorsements or provision, it is modified as follows:

Cyber Liability

Upon renewal, the current cyber coverage endorsement will no longer be offered or available for purchase.

3/5/2024

11:41:00AM

Reprinted for:

2/29/2024

Directors Report

3G WATER SUPPLY CORP.

Water Pumped This Month	823,600 Gallons
Water Sold This Month	562,270 Gallons
Water Used for Fire and Flushing Line	203,800 Gallons
Water Loss	57,530 Gallons
Water Loss (%)	6.99 %

	Amount (\$)	# Of Accounts
Total Water	21,182.06	273
Total Late Charge	176.52	29
Total Reconnect Fee	150.00	3
Total Adjustments	(219.56)	7
Total CareFlite	236.00	236
Total Current Charges	21,525.02	274
<hr/>		
Amount Past Due 1-30 Days	1,391.12	17
Amount Past Due 31-60 Days	113.10	1
Amount Past Due Over 60 Days	137.00	1
Amount Of Overpayments/Prepayments	(7,295.93)	62
Total Receivables	15,870.31	272

Total Receipts On Account	18,328.84	241
Net Change in Memberships	0.00	0
Amount of All Memberships	96,849.18	278
Amount of All Deposit 2	2,511.83	17
Turned Off Accounts (Amount Owed)	107.00	12
Collection Accounts (Amount Owed)	-16.50	26
Number Of Unread (Turned On) Meters		
Average Usage For Active Meters	1,959	287
Average Water Charge For Active Meters	77.59	273

Usage Groups	Gallons	# Of Accounts	Usage Gallons	% Of Usage	% Of Sales
Over 50,000		1	83,650	14.88	5.72
40,001-50,000		0	0	0.00	0.00
30,001-40,000		0	0	0.00	0.00
20,001-30,000		1	22,520	4.01	1.39
10,001-20,000		1	11,330	2.02	0.76
8,001-10,000		2	16,830	2.99	1.22
6,001-8,000		5	34,830	6.19	2.68
4,001-6,000		15	72,740	12.94	6.40
2,001-4,000		79	219,390	39.02	28.39
1-2,000		120	100,980	17.96	38.73
Zero Usage		63	0	0.00	14.71
Total Meters		287	562,270	100.00	100.00

3/5/2024

11:41:00AM

Reprinted for:

2/29/2024

Directors Report

3G WATER SUPPLY CORP.

Monthly Reconciliation

Ending Receivables (Last Month)		12,674.13
Sales this Month	+	21,744.58
Adjustments this Month		-219.56
Less Payments this Month	-	18,328.84
	=	<u>15,870.31</u>
Total Receivables		15,870.31
Ending Memberships (Last Month)		99,361.01
Changes this Month		0.00
	=	<u>99,361.01</u>
Total Memberships		99,361.01

3/5/2024

11:49:55AM

Reprinted for:

2/29/2024

Route 1 Totals Report - Greenwood Acres

3G WATER SUPPLY CORP.

Water Pumped This Month	823,600 Gallons
Water Sold This Month	223,970 Gallons
Water Used for Fire and Flushing Line	566,580 Gallons
Water Loss	33,050 Gallons
Water Loss (%)	4.01 %

	Amount (\$)	# Of Accounts
Total Water	9,178.63	126
Total Late Charge	39.34	7
Total Adjustments		
Total CareFlite	111.00	111
Total Current Charges	9,328.97	126
<hr/>		
Amount Past Due 1-30 Days	218.69	4
Amount Past Due 31-60 Days	113.10	1
Amount Past Due Over 60 Days	137.00	1
Amount Of Overpayments/Prepayments	(3,600.56)	24
Total Receivables	6,197.20	128

Total Receipts On Account	8,132.33	113
Net Change in Memberships	0.00	0
Amount of All Memberships	45,500.00	130
Amount of All Deposit 2	800.00	5
Turned Off Accounts (Amount Owed)	107.00	6
Collection Accounts (Amount Owed)	-16.50	8
Number Of Unread (Turned On) Meters		
Average Usage For Active Meters	1,671	134
Average Water Charge For Active Meters	72.85	126

Usage Groups	Gallons	# Of Accounts	Usage	Gallons	% Of Usage	% Of Sales
Over 50,000		0	0		0.00	0.00
40,001-50,000		0	0		0.00	0.00
30,001-40,000		0	0		0.00	0.00
20,001-30,000		0	0		0.00	0.00
10,001-20,000		0	0		0.00	0.00
8,001-10,000		0	0		0.00	0.00
6,001-8,000		2	14,680		6.55	2.57
4,001-6,000		6	30,570		13.65	6.08
2,001-4,000		41	119,510		53.36	34.24
1-2,000		63	59,210		26.44	47.19
Zero Usage		22	0		0.00	9.91
<hr/>						
Total Meters		134	223,970		100.00	100.00

3/5/2024

11:50:22AM

Reprinted for:

2/29/2024

Route 2 Totals Report - Golden Beach

3G WATER SUPPLY CORP.

Water Pumped This Month	302,000 Gallons
Water Sold This Month	248,200 Gallons
Water Used for Fire and Flushing Line	51,360 Gallons
Water Loss	2,440 Gallons
Water Loss (%)	0.81 %

	Amount (\$)	# Of Accounts
Total Water	9,242.63	113
Total Late Charge	102.11	16
Total Reconnect Fee	100.00	2
Total Adjustments	5.44	3
Total CareFlite	99.00	99
Total Current Charges	9,549.18	114
<hr/>		
Amount Past Due 1-30 Days	796.98	10
Amount Past Due 31-60 Days	0.00	
Amount Past Due Over 60 Days	0.00	
Amount Of Overpayments/Prepayments	(2,789.12)	28
Total Receivables	7,557.04	111

Total Receipts On Account	7,938.12	99
Net Change in Memberships	0.00	0
Amount of All Memberships	39,824.18	115
Amount of All Deposit 2	611.83	5
Turned Off Accounts (Amount Owed)	0.00	5
Collection Accounts (Amount Owed)	0.00	9
Number Of Unread (Turned On) Meters		
Average Usage For Active Meters	2,103	118
Average Water Charge For Active Meters	81.79	113

Usage Groups	Gallons	# Of Accounts	Usage Gallons	% Of Usage	% Of Sales
Over 50,000		1	83,650	33.70	13.11
40,001-50,000		0	0	0.00	0.00
30,001-40,000		0	0	0.00	0.00
20,001-30,000		0	0	0.00	0.00
10,001-20,000		0	0	0.00	0.00
8,001-10,000		1	8,520	3.43	1.41
6,001-8,000		3	20,150	8.12	3.60
4,001-6,000		8	37,570	15.14	7.67
2,001-4,000		26	66,160	26.66	21.15
1-2,000		45	32,150	12.95	33.04
Zero Usage		34	0	0.00	20.02
<hr/>					
Total Meters		118	248,200	100.00	100.00

3/5/2024

11:52:31AM

Reprinted for:

2/29/2024

Route 3 Totals Report - Geola

3G WATER SUPPLY CORP.

Water Pumped This Month	142,220 Gallons
Water Sold This Month	90,100 Gallons
Water Used for Fire and Flushing Line	30,080 Gallons
Water Loss	22,040 Gallons
Water Loss (%)	15.50 %

	Amount (\$)	# Of Accounts
Total Water	2,760.80	34
Total Late Charge	35.07	6
Total Reconnect Fee	50.00	1
Total Adjustments	(225.00)	4
Total CareFlite	26.00	26
Total Current Charges	2,646.87	34
Amount Past Due 1-30 Days	375.45	3
Amount Past Due 31-60 Days	0.00	
Amount Past Due Over 60 Days	0.00	
Amount Of Overpayments/Prepayments	(906.25)	10
Total Receivables	2,116.07	33

Total Receipts On Account	2,258.39	29
Net Change in Memberships	0.00	0
Amount of All Memberships	11,525.00	33
Amount of All Deposit 2	1,100.00	7
Turned Off Accounts (Amount Owed)	0.00	1
Collection Accounts (Amount Owed)	0.00	9
Number Of Unread (Turned On) Meters		
Average Usage For Active Meters	2,574	35
Average Water Charge For Active Meters	81.20	34

Usage Groups	Gallons	# Of Accounts	Usage	Gallons	% Of Usage	% Of Sales
Over 50,000		0		0	0.00	0.00
40,001-50,000		0		0	0.00	0.00
30,001-40,000		0		0	0.00	0.00
20,001-30,000		1	22,520		24.99	10.68
10,001-20,000		1	11,330		12.58	5.85
8,001-10,000		1	8,310		9.22	4.65
6,001-8,000		0		0	0.00	0.00
4,001-6,000		1	4,600		5.11	3.17
2,001-4,000		12	33,720		37.43	33.14
1-2,000		12	9,620		10.68	29.65
Zero Usage		7		0	0.00	12.86
Total Meters		35	90,100		100.00	100.00

ADJUSTMENTS

Thursday, February 29, 2024
2/29/2024

3:21:07PM

Page 1 of 1

3G WATER SUPPLY CORP.

ACCT. #	NAME	CODE	AMOUNT	APPROVAL	DATE
71	Rodriguez, Rebecca	1	(\$4.56)		2/29/24
	1 Total Adjustments	(1)	(\$4.56) For Adjustment 1		
7	Teixeira, Maria	10	(\$30.00)	LN	2/20/24
	account should have been closed Sold-LN				
18	Rauschuber, Don	10	(\$65.00)	LN	2/7/24
	TRANSFER TO ACCT 107 PER CUST-LN				
97	Sweeney, Michele	10	\$70.00	LN	2/21/24
	refunded to customer due to over payment-LN				
107	Rauschuber, Don & Bev	10	(\$65.00)	LN	2/7/24
	TRANSFER FROM ACCT 18 PER CUST=LN				
	4 Total Adjustments	(4)	(\$90.00) For Adjustment 10		
107	Rauschuber, Don & Bev	16	(\$5.00)	LN	2/7/24
	SHOULD NOT HAVE GOTTEN LATE FEE-LN				
	1 Total Adjustments.	(1)	(\$5.00) For Adjustment 16		
240	Golden Beach POA Park	28	(\$30.00)	LMA	2/6/24
	POA Park Adjustment LMA				
240	Golden Beach POA Park	28	(\$30.00)	LN	2/29/24
	POA Park=LN				
241	Geola POA Park	28	(\$30.00)	LMA	2/6/24
	POA Park Adjustment LMA				
241	Geola POA Park	28	(\$30.00)	LN	2/29/24
	POA park adjustment-LN				
	4 Total Adjustments	(4)	(\$120.00) For Adjustment 28		

- 1. (4.56) Adjustment for mis-read meter
- 10. (90.00) Other adjustment
- 16. (5.00) Remove late fee
- 28. (120.00) Adjustment for poa park

7 Accounts 10 Total Adjustments (\$219.56)

All Customers

***** Professional General Management

3G Water

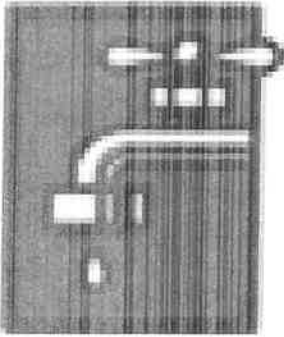
Leak Log							Feb. 2024	
Route	Site	Location	Leak Duration (Days/Hours)	Leak Size (Inches)	Water Lost (Gallons)	Date	Operator	
RTE 1	1	lake loop	29 days	0.3	25,000	2/29/2024	wjk	
	2	107 n ridgeview	8 days	0.5	6,000	2/8/2024	wjk	
	3							
	4							
	5							
	6							
Greenwood Acres - RTE 1 - Water Loss Total:					31,000			
RTE 2	1	314 skylark	29 days	0.3	40,000	2/1/2024	wjk	
	2	125 S. Summit	8 days	0.1	1,000	2/8/2024	wjk	
	3	193 s summit	8 days	0.1	2,800	2/8/2024	wjk	
	4							
	5							
	6							
Golden Beach - RTE 2 - Water Loss Total:					43,800			
RTE 3	1	leak on main(lakebed)	8 days	0.5	20,000	2/8/2024	wjk	
	2							
	3							
	4							
	5							
	6							
Geola - RTE 3 - Water Loss Total:					20,000			
Totals					94,800			
Averages					15,800			
Maximums					40,000			
Minimums					1,000			
						Sites	6	

3G Water

		Flush Log						Feb 2024	
Route	Site	Address	Flush Duration (Minutes)	Outlet Size (Inches)	Average Flow (GPM)	Water Flushed (Gallons)	Cl2 Residual (mg/L)	Date	Operator
RTE 1	1	221 lake loop	20.0	2.0	168	3,360	2.60	2/14/2024	wjk
	2								
	3								
	4								
	5	plant process water				88,000		2/29/2024	wjk
	6								
			Greenwood Acres - RTE 1 - Flush Total:						
						91,360			
RTE 2	1	blue sky way	20.0	2.0	168	3,360	1.90	2/21/2024	wjk
	2								
	3	flush valve for samples	25.0	2.0	168	4,200	2.20	2/26/2024	wjk
	4								
	5								
	6								
			Golden Beach - RTE 2 - Flush Total:						
						7,560			
RTE 3	1	hwy 261	20.0	2.0	168	3,360	2.50	2/7/2024	wjk
	2	hwy 261(cl2 complaint)	20.0	2.0	168	3,360	3.00	2/13/2024	wjk
	3	hwy 261	20.0	2.0	168	3,360	1.90	2/28/2024	wjk
	4								
	5								
	6								
			Geola - RTE 3 - Flush Total:						
						10,080			
		Totals	125.0			109,000			
		Averages	20.8	2.0	168	15,571	2.35		
		Maximums	25.0	2.0	168	88,000	3.00		
		Minimums	20.0	2.0	168	3,360	1.90		
								Sites	7

A	B	C	D	E	F	G	H	I
1		3GWSC PAST DUE/TURN OFF LIST MARCH 2024						
2	Acct #	Name	31-60	61+	last payment	last pay date	Total	Comments
3	37	Heer, William	71.00	65.05	132.95	12/12/2023	136.05	schedule turn off
4	44	Wisdom, Ronnie	80.52	71.00	66.00	1/29/2024	151.52	sending payment
5	79	Hobbs, Byron & Karen	80.28	66.00	71.00	2/6/2024	146.28	schedule turn off
6	154	Dillard, Mary Jane	73.60	14.00	250.00	10/19/2023	87.60	schedule turn off
7	189	Payne, June	74.52	66.00	76.00	2/6/2024	140.52	sending payment
8	268	Finch, Mae E	74.20	71.00	66.00	1/25/2024	145.20	schedule turn off
9	277	Anderson, Jonathan	87.99	89.62	71.00	2/6/2024	177.61	schedule turn off
10	292	MCKINNEY, LANELL	97.60	73.69	65.00	2/20/2024	284.39	sending payment
11			639.71	113.1	797.95		1,269.17	
12		Schedule turn off 3/12/2024						

[Reports \(/3gwater/report\)](#)
 [Administrators \(/3gwater/administrator\)](#)
 [Customers \(/3gwater/customer\)](#)
[Settings \(/3gwater/application\)](#)
[Payments \(/3gwater/report/transactionssummary\)](#)
[Log Off 3gwateradmin \(/3gwater/account/logoff\)](#)



Transaction Summary

Description:

This report gives you an overview of customer payment activity during the specified date range. The results are broken down by how the transactions were conducted - Online Profiles (your customer logged in to make a payment), Automatic payments, QuickPay payments, Phone payments, and SMS payments - with the far right column showing totals across all payment types.

Date Range:

02/01/2024

to

02/29/2024

Load Report

	Profile	QuickPay	Automatic	Phone	SMS	POS	Total
Transaction Count	22	9	28	19	0	0	78
Amount Totals	\$1,832.77	\$816.04	\$1,850.48	\$1,922.24	\$0.00	\$0.00	\$6,421.53
Fee Totals	\$95.30	\$41.64	\$102.02	\$95.88	\$0.00	\$0.00	\$334.84
Donation Totals	\$0.00	--	--	--	--	--	\$0.00

BOD DIRECTORS - FISCAL YEAR 2025

Nancy Stanford (President)

134 Lakeview, Buchanan Dam, TX 78609
325-379-1285
Term Expires at Annual Meeting 2025

Greenwood Acres
email: stanford@4ourmail.com

Cody Jansa (Vice President)

511 Elm, Buchanan Dam, TX 78609
361-218-1900
Term Expires at Annual Meeting 2027

Greenwood Acres
email: cjansa223@hotmail.com

Collins King (Treasurer)

560 Panorama Dr., Buchanan Dam, TX 78609
970-481-0503
Term Expires at Annual Meeting 2025

Geola Estates
email: collinsking@austin.rr.com

Annette Chamberlain (Secretary)

511 Elm, Buchanan Dam, TX 78609
325-656-7181
Term Expires at Annual Meeting 2026

Greenwood Acres
email: achamberlain@live.com

Richard Fortner

201 Willow St, Buchanan Dam, TX 78609
317-445-1837
Term Expires at Annual Meeting 2027

Greenwood Acres
email: r.g.fortner@icloud.com

Jason Andruk

12715 Tantara Dr., Austin, TX 78729
512-296-1313 (200 Blue Sky Way)
Term Expires at Annual Meeting 2027

Golden Beach
email: jay_andruk@yahoo.com

Jeff Davidson

710 Golden Beach Dr, Buchanan Dam, TX 78609
512-422-1321
Term Expires at Annual Meeting 2026

Golden Beach
email: jeffdavidson2@yahoo.com

Jack Evans

134 Skylark Trail, Buchanan Dam, TX 78609
512-755-7569
Term Expires at Annual Meeting 2025

Golden Beach
email: jlehandyman@gmail.com

Mark Richardson

1802 Whip-O-Will, Round Rock, TX 78681
512-423-3452 (450 Panorama)
Term Expires at Annual Meeting 2025

Geola Estates
email: iammarkr@gmail.com